



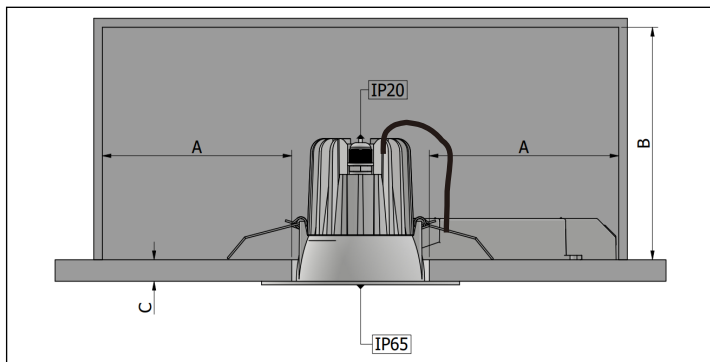
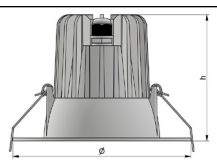
INSTALLATION MANUAL




DONAR XS/S/M/L HE



Reference	A[mm]	B[mm]	C[mm]	Ø[mm]	h[mm]	γ [mm]	IP
Donar XS	70	110	5-24	115	82	75-105	65/20
Donar S	70	130	5-24	165	95	110-150	20
Donar M	70	140	5-24	225	105	155-215	20
Donar L	70	150	5-24	300	105	210-290	20



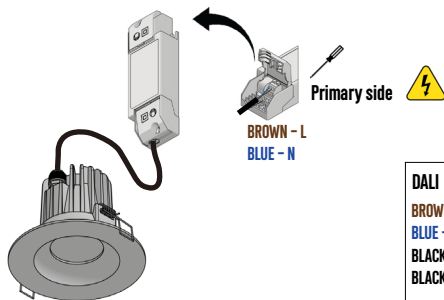
5



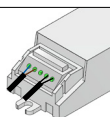
1



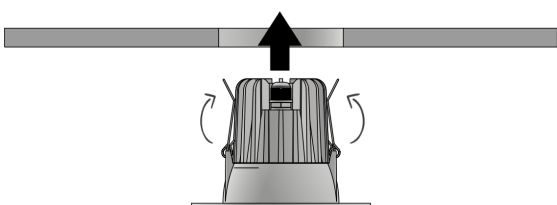
2



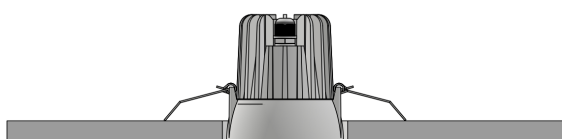
DALI
BROWN - L
BLUE - N
BLACK - D1
BLACK - D2



3



4



IMPORTANT NOTICE

To ensure the safety and correct operation of this product, it is essential to follow these guidelines during installation and use. Compliance with these instructions is strongly recommended.

SAFETY WARNING

Before starting installation or carrying out any maintenance, always disconnect the luminaire from the power supply. Do not attempt to alter or tamper with the product in any way. Unauthorised modifications may compromise safety and create hazardous situations. The manufacturer is not liable for any damage or risk resulting from modified products. This product is intended exclusively for indoor use.

CARE & CLEANING TIPS

To clean the luminaire, gently wipe it with a soft cloth dampened with water. For stubborn dirt, use a small amount of mild soap or detergent.

Important: Do not use alcohol, solvents, or harsh chemicals, as these may damage the surface or components.

PICTOGRAM LEGEND



Warning - follow safety instructions



Attention - important information, please read carefully



CE marking - complies with EU safety, health, and environmental requirements



Do not cover the device with insulation or other materials



IP20



IP65 from optical side | IP20 from rear side



Class II: Double insulated - no protective earth connection required



Installation position - refer to orientation symbol



For indoor use only



LED can be replaced by an authorized person



Driver can be replaced by an authorized person



Dispose separate from household waste in accordance with WEEE Directive

